

State of Kuwait  
Ministry of Education  
That Alsawari primary school

# WORKBOOK


## GRADE 1B

Prepared by Teacher:  
Amal Alrawi



Name : \_\_\_\_\_

Class : \_\_\_\_\_



ولي/ ولية الأمر المحترم/ة.. يرجى منكم  
القيام بتحميل البرنامج المجاني والمدرج  
اسمه أدناه وذلك لأن المذكرة تحتوي على  
فيديو تفاعلي لكل درس وسيفيد الطالبة  
ويفيدكم في مراجعة النطق الصحيح  
لأصوات الأحرف.

يرجى استخدام كاميرة البرنامج وتمريها



عند المرور بعلامة الباركود التالية  
على العلامة ليتم تشغيل الفيديو.



### QR Reader for iPhone <sup>12+</sup>

QR Code, Barcode & NFC Scanner  
TapMedia Ltd

#5 in Utilities

★★★★★ 4.4, 3.1K Ratings

Free · Offers In-App Purchases




### QR Reader for Android

tapmedia Productivity

3+

Contains Ads

Add to Wis



Yal Kuwait.com

يال الكويت

Yal Kuwait



Colour it

P P

Match it

panda



piano




plane



Teacher: Amal Alrowai  
That Alsawari School

Write the letter p in the space below.



en

Circle all the letter p's in the words below.

hop

pot

please

play

pan

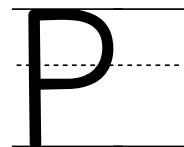
purple



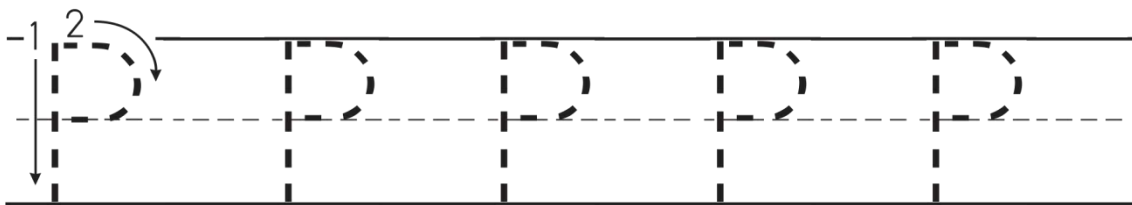
circle and color the picture that starts with the letter P :



Yal Kuwait  
Yal Kuwait



Trace the letter P



1

Circle the lowercase **p** in the sentence below.

Puppies make me happy.

2


Draw a line by following the dots & numbers






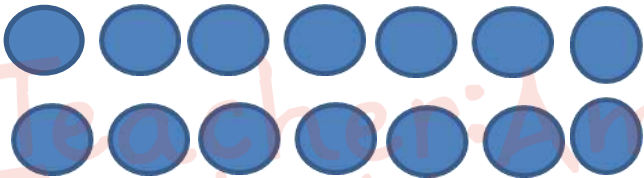

Prepared by : Miss Amal Alrawi  
That Alsawari school

3

Now trace the letter **P p** , then copy it yourself.



# Count and colour

	<table border="1"><tbody><tr><td></td><td></td><td></td><td></td><td></td><td></td></tr><tr><td></td><td></td><td></td><td></td><td></td><td></td></tr><tr><td></td><td></td><td></td><td></td><td></td><td></td></tr></tbody></table>																		
	<table border="1"><tbody><tr><td></td><td></td><td></td><td></td><td></td><td></td></tr><tr><td></td><td></td><td></td><td></td><td></td><td></td></tr><tr><td></td><td></td><td></td><td></td><td></td><td></td></tr></tbody></table>																		
	<table border="1"><tbody><tr><td></td><td></td><td></td><td></td><td></td><td></td></tr><tr><td></td><td></td><td></td><td></td><td></td><td></td></tr><tr><td></td><td></td><td></td><td></td><td></td><td></td></tr></tbody></table>																		
	<table border="1"><tbody><tr><td></td><td></td><td></td><td></td><td></td><td></td></tr><tr><td></td><td></td><td></td><td></td><td></td><td></td></tr><tr><td></td><td></td><td></td><td></td><td></td><td></td></tr></tbody></table>																		
	<table border="1"><tbody><tr><td></td><td></td><td></td><td></td><td></td><td></td></tr><tr><td></td><td></td><td></td><td></td><td></td><td></td></tr><tr><td></td><td></td><td></td><td></td><td></td><td></td></tr></tbody></table>																		



Colour it

C c

Match it

camel



crab




cow



Teacher: Amal Alrawi  
That Alsawari school

Write the letter **c** in the space below.



a t

Circle all the letter **c**'s in the words below.

car

cup

cow

cake

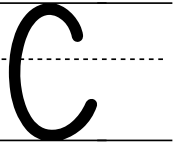
cat

can

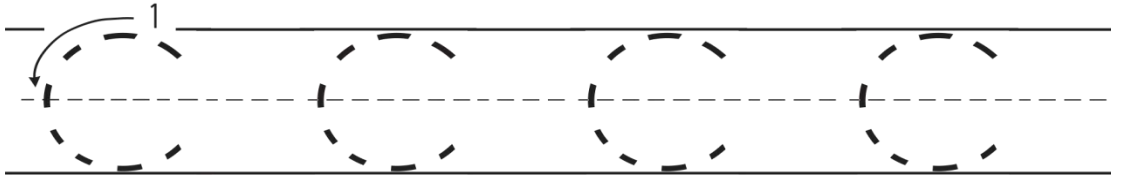


Cut and past pictures start with **C** :

<p>Yal Kuwait . com</p> <p>يال الكويت</p>	<p>Yal Kuwait</p>	<p>Yal Kuwait</p>
---	-------------------	-------------------



Trace the letter C




1

Circle the lowercase **c** in the sentence below.

The clown loves cotton candy.

2

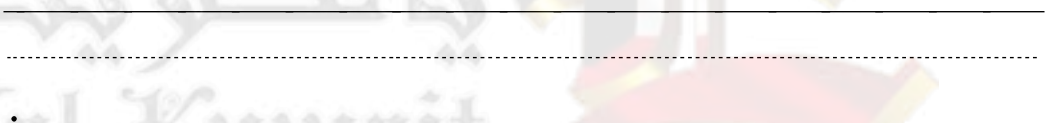
Draw a line by following the dots & numbers



Prepared by : Miss Amal Alrawi  
That Alsawari school

3

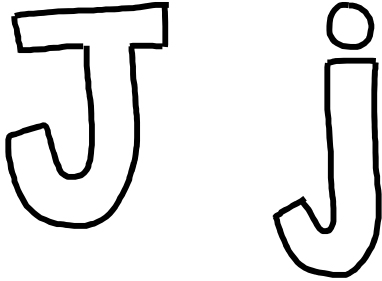
Now trace the letter **C c** , then copy it yourself.







Colour it

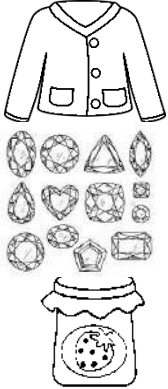


Match it


jam

gem

jacket



Write the letter **j** in the space below.



Circle all the letter **j**'s in the words below.

joke

jog

joy

jump

jam

just



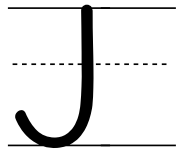
Draw a **J**ellyfish and colour it:

Yal Kuwait . com

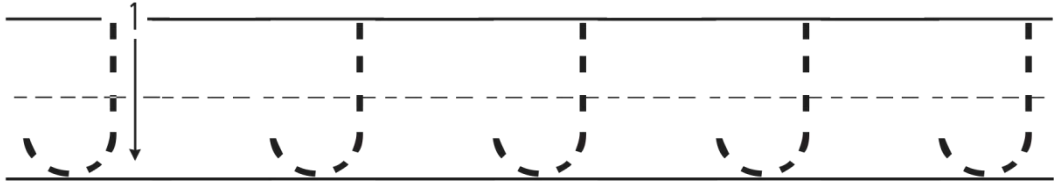
يال الكويت

Yal Kuwait





Trace the letter J




1

Circle the lowercase **j** in the sentence below.

Jake jogs every day with Jen.

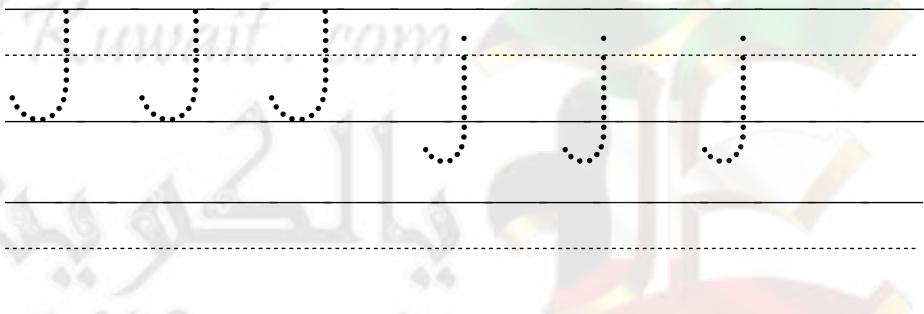
2

Draw a line by following the dots & numbers



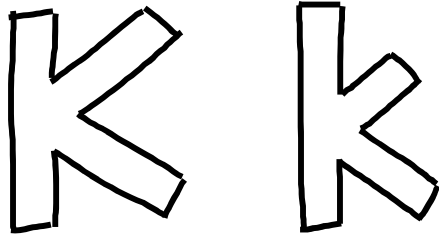
3

Now trace the letter **J j**, then copy it yourself.





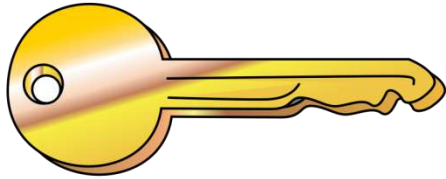
Colour it



Match it

koala	
kettle	
king	

Write the letter **k** in the space below.



\_\_\_\_\_ e y

Circle all the letter **k**'s in the words below.

look

knot

kit


keep

kind

cake

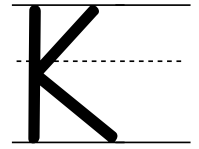


Trace the dots to draw a **K**angaroo then colour it :

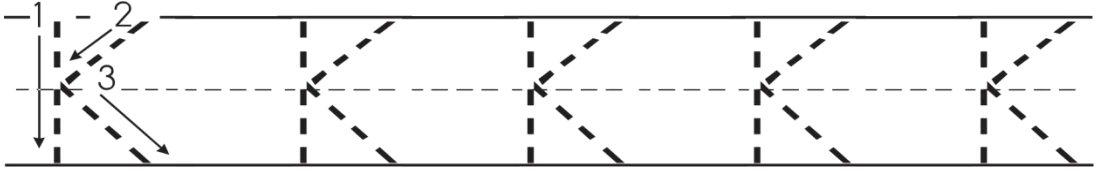


Yal Kuwait . com

Yal Kuwait




Trace the letter K



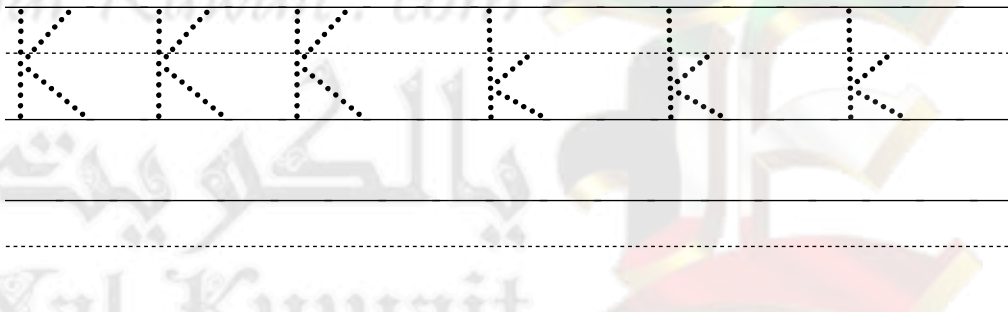
**1** Circle the lowercase **k** in the sentence below.

Jack plays kickball with Kate.

**2** Draw a line by following the dots & numbers



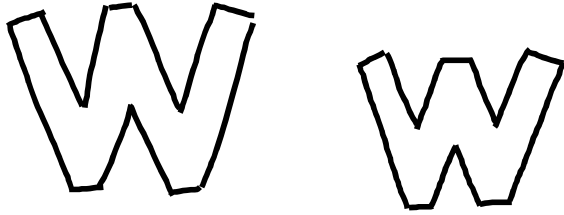
**3** Now trace the letter **K k**, then copy it yourself.



Prepared by : Miss Amal Alrawi  
That Alsawari school




Colour it



Match it

well	
window	
water	

Write the letter **w** in the space below.



h a l e

Circle all the letter **w**'s in the words below.

we

who

why

with

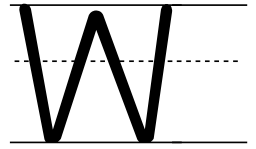
what

cow

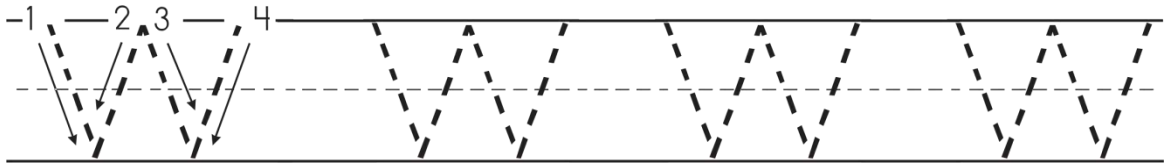


Cut and past pictures start with **w** :

--	--



Trace the letter W




1

Circle the lowercase **w** in the sentence below.

We went whale watching today.

2

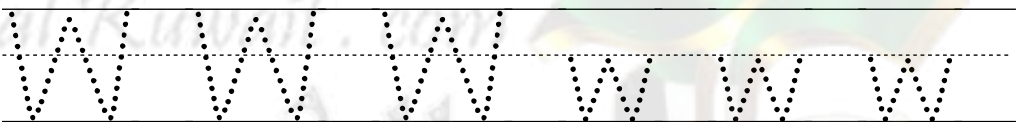
Draw a line by following the dots & numbers



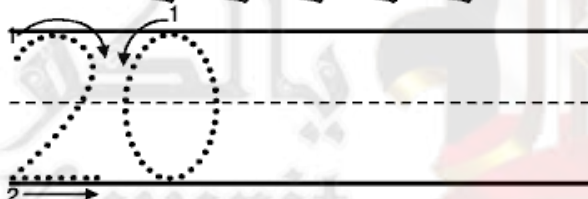
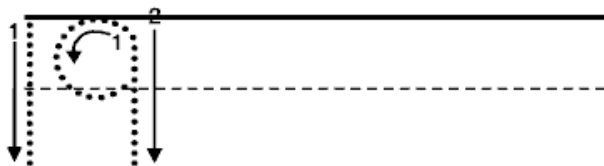
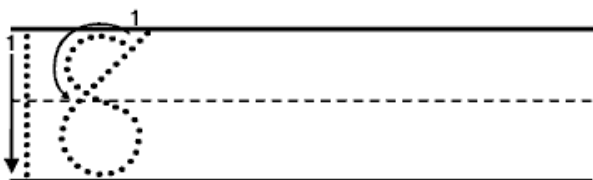


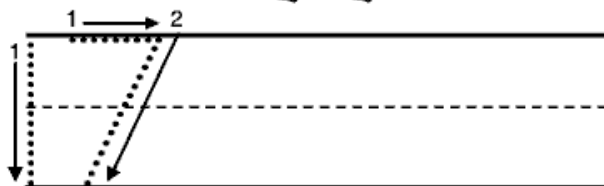
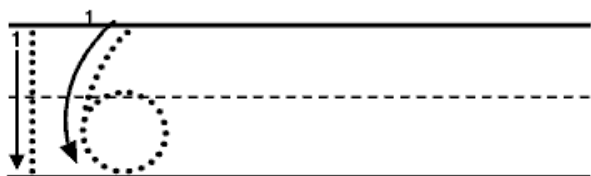

Prepared by : Miss Amal Alrawi  
That Alsawari school

3

Now trace the letter **W w**, then copy it yourself.



# Trace , copy, count and colour



Teacher: *Alrawi*  
That *Alrawi* school

Yal *Alrawi*



Colour it


Y y

Match it

yolk

yacht

yoga



Teacher: Amal Alrowai  
That Alsawari School

Write the letter **y** in the space below.



○ \_ ○

Circle all the letter **y**'s in the words below.

yarn your

why year

you yes

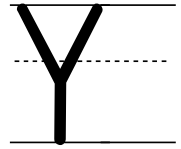


Circle and color the pictures that start with the letter **Y** :

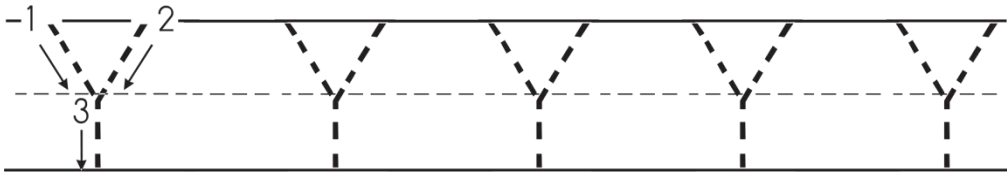


Yal Kuwait






Trace the letter Y




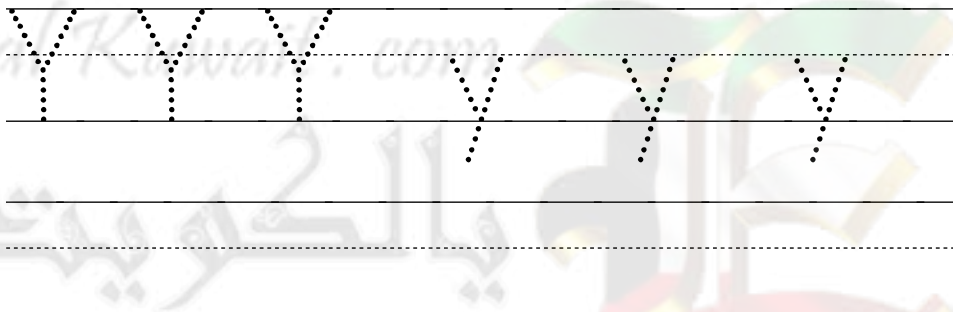
**1** Circle the lowercase **y** in the sentence below.

The boy plays with his new toy.

**2** Draw a line by following the dots & numbers



**3** Now trace the letter **Y y**, then copy it yourself.



Prepared by : Miss Amal Alrawi  
That Alsawari school



Colour it

G g

Match it

goose




glue



girl



Write the letter **g** in the space below.



oat

Circle all the letter **g**'s in the words below.

go

bag

good

green

got

gum



Trace the dots to draw **G**rapes and colour it :

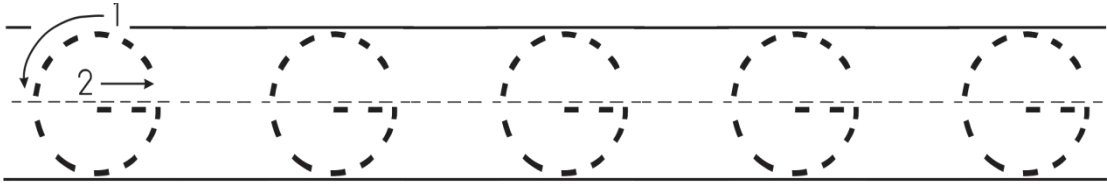


Yal Kuwait  
Yal Kuwait



# G


Trace the letter G




**1** Circle the lowercase **g** in the sentence below.

The green grass is glowing in the sun.

**2** Draw a line by following the dots & numbers



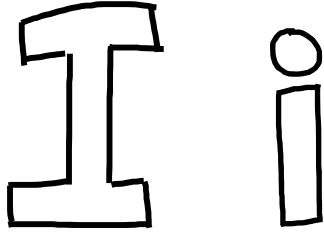
**3** Now trace the letter **G g**, then copy it yourself.



Prepared by : Miss Amal Alrawi  
That Alsawari school



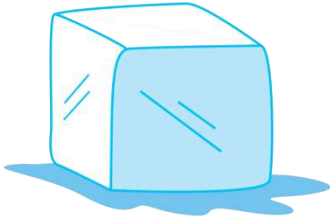
Colour it



Match it

igloo	
insect	
ice cream	

Write the letter **i** in the space below.



         *i*     *i*  

Circle all the letter **i**'s in the words below.

**into**

**him**

**in**

**ivy**

**it**

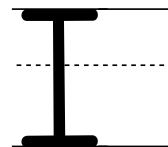
**is**



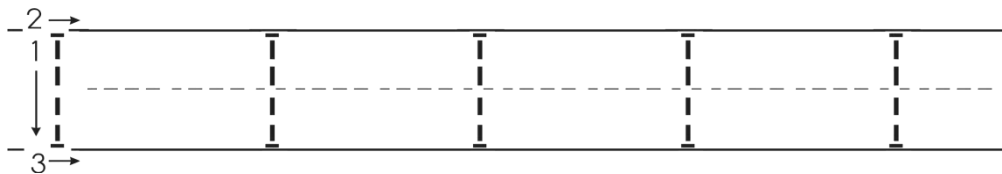
Trace the dots to draw an **I**ce cream then colour it :



Yal Kuwait  
يال الكويت  
Yal Kuwait



Trace the letter I



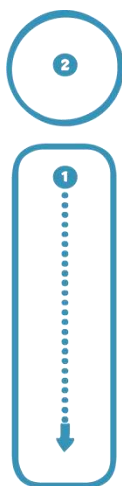
1

Circle the lowercase **i** in the sentence below.

Dinner time is at six o'clock.

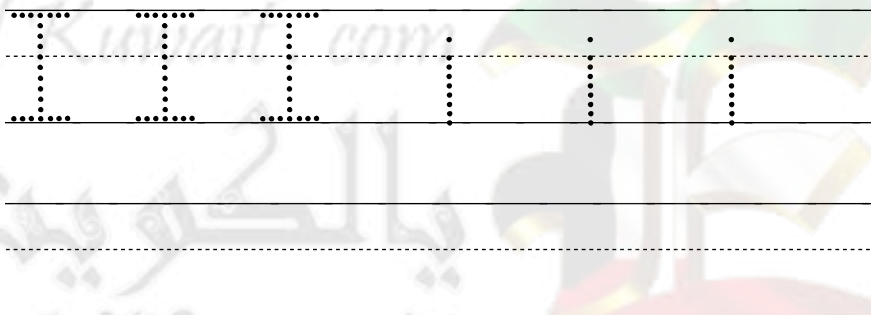
2

Draw a line by following the dots & numbers



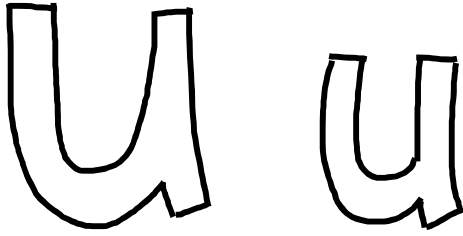
3

Now trace the letter **I i**, then copy it yourself.





Colour it



Match it

umbrella




unicorn



under



Write the letter **u** in the space below.



b

g

Circle all the letter **u**'s in the words below.

run

up

cup

use

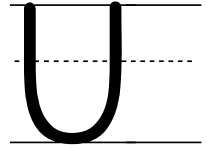
plum

luck

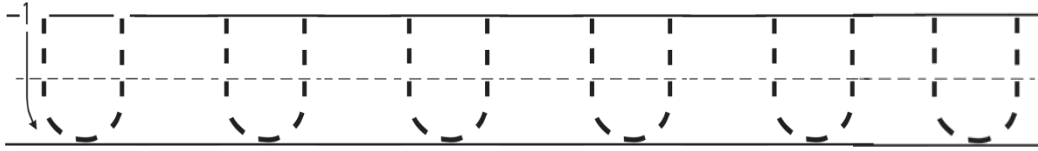


Cut and past pictures start with **U** :





Trace the letter U




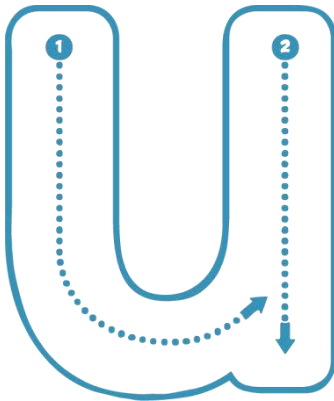
1

Circle the lowercase **u** in the sentence below.

The ducks have fun under the sun!


2

Draw a line by following the dots & numbers



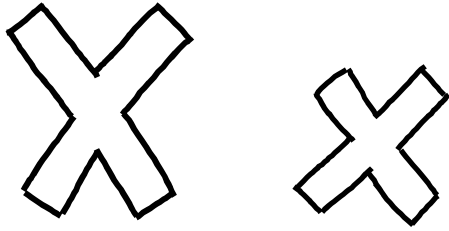
3

Now trace the letter **U u**, then copy it yourself.



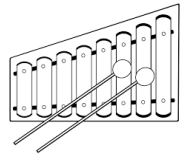


Colour it

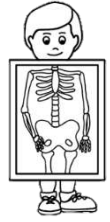


Match it

x-ray



xylophone



Write the letter **x** in the space below.



f o \_

Circle all the letter **x**'s in the words below.

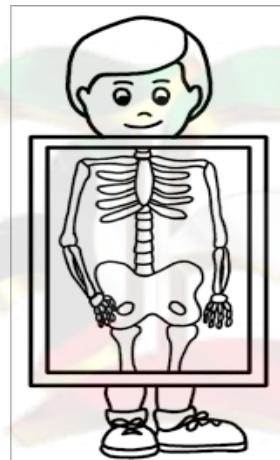

x-ray exit

next ox

axis text

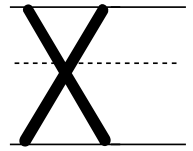


Circle and color the picture that starts with the letter **x** :

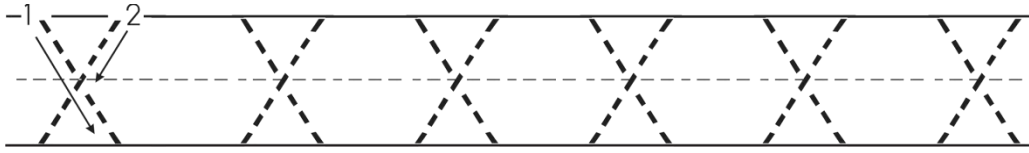


Yal Kuwait.com  
Yal Kuwait





Trace the letter X





1

Circle the lowercase **x** in the sentence below.

Alex opens a big box.

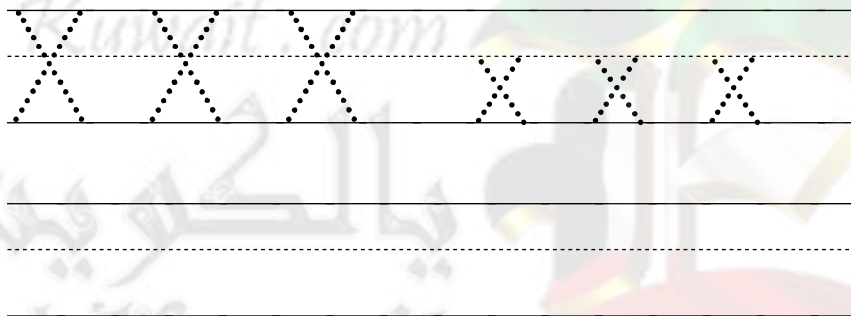
2

Draw a line by following the dots & numbers



3

Now trace the letter **X x**, then copy it yourself.





Colour it

Z z

Match it

zoo



zebra


0

zero



Teacher Amal Alra  
That Alsawari School

Write the letter **z** in the space below.



l i a r d

Circle all the letter **z**'s in the words below.

size zoom

zebra maze

zoo zipper

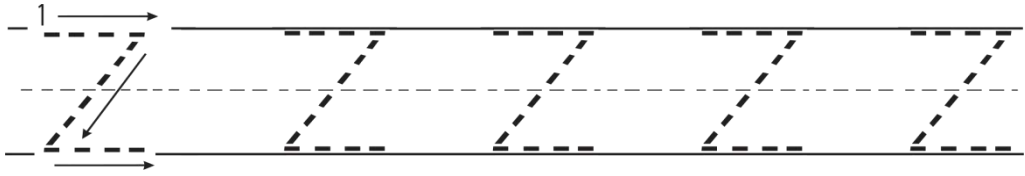
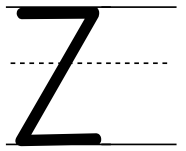


Circle and color the picture that starts with the letter **Z** :



Yal Kuwait

Trace the letter Z




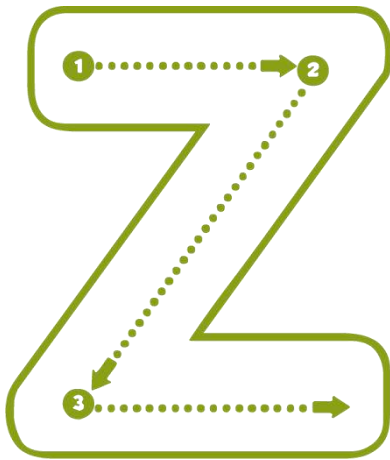
1

Circle the lowercase **z** in the sentence below.

The zoo is buzzing with animals.


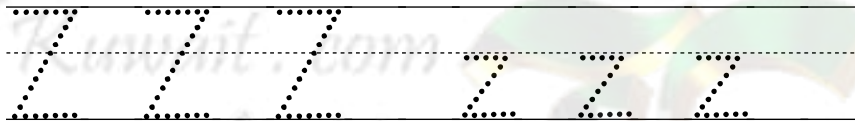
2

Draw a line by following the dots & numbers



3

Now trace the letter **Z z**, then copy it yourself.





Colour it

Match it

Q q

quail bird



quiche pie



queen



Write the letter **q** in the space below.



uarter

Circle all the letter **q**'s in the words below.

quack

quiz

quit

quilt

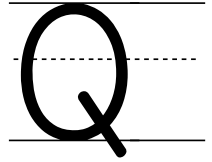
quiet

queen

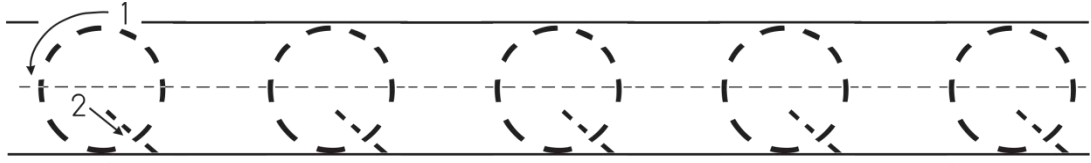


Cut and past pictures start with **Q** :

--	--	--



Trace the letter Q




1

Circle the lowercase **q** in the sentence below.


The squirrel moves quickly.

2

Draw a line by following the dots & numbers



Z



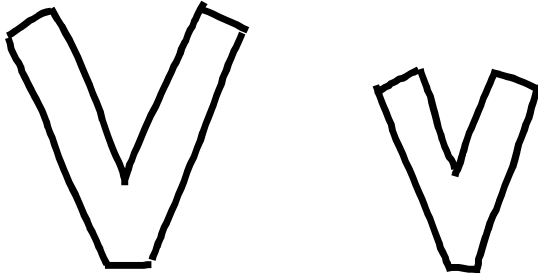
3

Now trace the letter **Q q**, then copy it yourself.





Colour it



Match it

vase




Vaseline



violin



Write the letter **v** in the space below.



i n e

Circle all the letter **v**'s in the words below.

very

give

have

vest

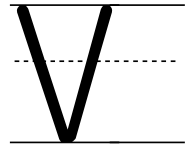
hive

every

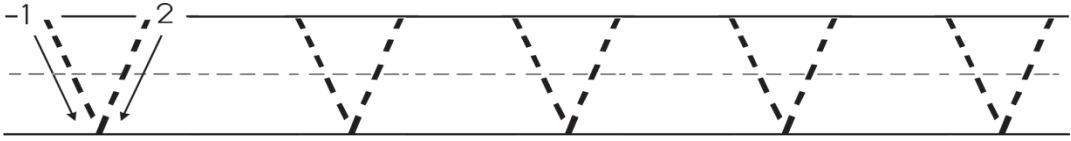


Trace the dots to draw a **V**ase then colour it :





Trace the letter V




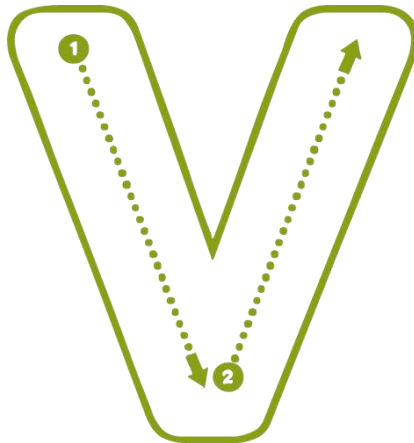
1

Circle the lowercase **v** in the sentence below.

Victor eats every vegetable on his plate.

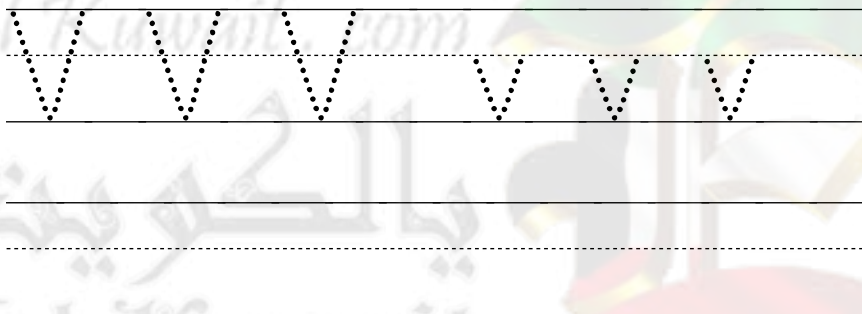
2

Draw a line by following the dots & numbers



3

Now trace the letter **V v**, then copy it yourself.



TeacherspayTeachers.com

Education.com

## Credits



Note: In case any QR code is not working . Please don't hesitate to contact me through my E-mail to fix it asap.

Thank you

Copyright (c) 2018 *@Amal8q* . All Rights Reserved  
This product is protected by copyright and distributed under licenses restricting copying, distribution and decompilation.

amal8q@gmail.com