

1 Before you read



Look at the picture and guess what the story is about.



There was a small village on top of a mountain that didn't have any water. The closest river was in the valley below. The people had to walk up the steep hill from the river cautiously, with heavy buckets of water for the vegetable fields. They were tired from such difficult work.

One day, the mayor telephoned Jim Gibb, an engineer. He asked him to find a solution to the water supply before the village gets into more trouble. Jim said that he would build a pump that takes water out of the river and brings it up to the village.

Three parts were needed to make the pump: pipes to carry the water from the river and some old lorry parts to make the pump itself. But Jim had a problem with the third thing. 'How am I going to make energy to operate the pump?' he thought. Then his wife Emma had a brilliant idea. 'Attach a bicycle to the pump,' she said. 'If someone rides it, they will make energy for the pump.'

The pump was built and it worked well. People from the village rode the bicycle on the pump and water flowed up into the village. The vegetable fields were full of delicious food and everyone was very happy.




**2**  **a. In groups, read the story and fill in the table.**

<b>Title</b>	....A source of water.....
<b>Characters</b>	.... Mayor, Jim Gibb, and his wife.....
<b>Problem</b>	....Lacking a stable source of water for the vegetable fields.....
<b>Solution</b>	....Building a pump that takes water from the river to the city.....

**b. What do you think of the engineer's solution?**

Can you think of a different one?




**3**  **Read aloud and complete the following paragraph with information from the table to retell the story.**

The people of the village were tired because *walking up a steep hill from the river with....*  
*...heavy buckets is a difficult work....* . The mayor asked the engineer to *find a solution to*  
*the water supply before it gets worse* . Jim used old lorry parts to *make the pump.....*  
 but *He couldn't make energy to operate it.....* . His wife told him to *attach a bicycle to....*  
*...the pump and someone rides it to make energy.....* Finally *the pump was build and worked*  
*well and the vegetable fields were full of delicious food and everybody was happy.....*

**4** **Grammar in context** *Passive Voice*

**a. Read and complete the table with sentences from the text.**


<b>Active</b>	<b>Passive</b>
• Jim needed three parts to make the pump.	Three parts <i>were needed by Jim to make the pump.....</i>
• Jim built the pump.	The pump <i>was built by Jim.....</i>

 **b. Change the following sentences into passive:**

- Mum prepares the food.  
 ....*The food was prepared by Mum.....*
- The Wright brothers invented the plane.  
 ....*The plane was invented by the Wright brothers.....*
- The police arrested the criminals.  
 ....*The criminals were arrested by the police.....*
- The dentist checks our teeth.  
 ....*Our teeth were checked by the dentist.....*



# Reusing Things

**1**  In groups, name the different types of materials that can be recycled.

**2**  Read the following paragraph and talk about why we need recycling.

Recycling is very important as waste has a huge negative impact on the natural environment. It helps reduce pollution remarkably. Recycling also reduces the need for raw materials so that forests can be preserved.




**3**  In pairs, read and choose the best option to reduce waste:

**1. You drink a tin of soda. What are you going to do?**  
 a. Remove the top and use the tin to keep your pens and pencils in.  
 b. First crush it and then put it aside for metal recycling.  
 c. Throw it away.



**2. You buy a device. It is in a small cardboard box. What are you going to do with the box?**  
 d. Use it to keep your gadgets in.  
 e. Crush it and put it aside for recycling.  
 f. Throw it away.

**4**  How can you reuse these items?

**3. You find an empty plastic container in the kitchen.**

What are you going to do?  
 ... I would use it to include liquids that I frequently need ...  
 ... to use ...



**4. You pour juice from a glass bottle. Now the bottle is empty. What are you going to do?**

.... Cut the above part in order to turn it to a pens tray.....  
 .....



## 5 Grammar in context *going to*

We use "*going to*" to talk about future plans.

be + going to + verb (infinitive)

I'm *going to stay* home this weekend.

## Listening and Writing:



11.1 Listen and write what the students are going to do at the weekend.

1. ....
2. ....
3. ....
4. ....



6 Write sentences about what these people are going to do:



1. .... They are going to eat the meal. ....
2. .... He is going to travel. ....
3. .... The farmer is going to implant the plant. ....

## Speaking:



7 Talking about the future

a. Discuss what you are going to do:

after this lesson    this afternoon    this evening    at the weekend  
tomorrow    next week    next month    next year

A: What are you going to do this afternoon?

B: I don't know. I think I'm going to surf the net.

b. In your notebook, write a short paragraph about your plans for the weekend.



Look at the old objects at home. Choose one and think of how you are going to make it useful. Explain to your class.



This weekend, I plan to visit my friend's family for his sick father, and then take my friend to go together for a walk to discuss how we can learn new skills and pass the exams at the same time. Then we attend some football match, although we support rival teams. in the evening, I go back home have my dinner and brush my teeth and sleep as early as possible.



تم تحميل الحل  
من موقع  
مدرستي التعليمية  
www.school-kw.com

*Yal Kuwait . com*

يالكويت

Yal Kuwait





**1** Look at the pictures. Describe what you can see.

There are several different kinds of energy. Some are renewable. This means that we can go on using these sources of energy again and again. Other kinds of energy are non-renewable. This means that the supply of energy is limited.

Coal is a non-renewable source of energy. We find coal under the ground. It is made of very old trees. It gives a lot of energy when we burn it.



Oil is another non-renewable source of energy. Oil is a thick, black liquid. It is made of tiny pieces of very old dead animals and plants. We usually find oil deep under the ground. We make fuels like petrol and diesel from oil. Kuwait is one of the biggest producers of oil in the world.

Natural gas is a third kind of non-renewable energy. We often find natural gas above deposits of oil.

One example of renewable energy is the heat from the sun, or solar energy. We can collect solar energy using very big mirrors to make electricity.

Wind power is also a renewable source of energy. We can use special windmills to make electricity. Wind energy is free and does not damage the air around us. Water can also give us energy. Like solar energy and wind power, flowing water is another renewable source. Water flowing powerfully along a river can turn a big wheel, called a turbine, and make electricity, just like a windmill.



**2** Read the text and answer the following questions:

1. Give one example of the use of each of the sources of energy.
2. Which of these sources of energy will we use in the future? why?
3. What is the main idea of the text?




1. We use coal in generating electricity, use oil in making fuels and petrol like diesel, use natural gas in many objectives like heating materials, use special windmills and turbines in making electricity power, and use solar energy in many other staff.

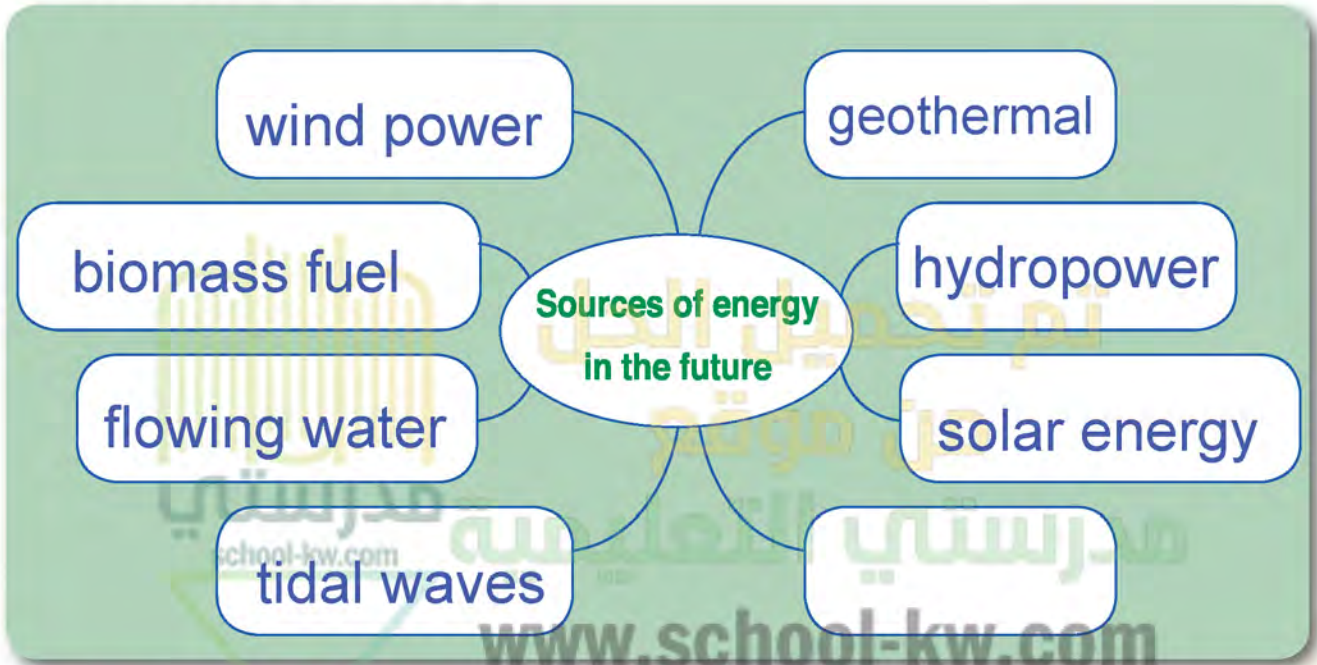
2. The renewable sources which will have longing lastly, like solar energy, wind, and flowing water.

3. disclosing different sort of power and energy.







**3**  **a.** In groups, discuss and fill in the spidergram with notes about sources of energy we are going to use in the future.



### *Listening and Writing:*

 **11.2** **b.** Now, listen to the experts talking about the sources of energy we are going to use in the future and add more information to your diagram.

**4**  In your notebook, develop the notes in the spidergram to write a paragraph about the future sources of energy. Work in groups.

*Tip*  
To write a good paragraph, start with a topic sentence that states your main idea clearly. Follow with supporting details to develop and explain the topic sentence, and finish with a strong, concluding sentence.



Make a poster to encourage people to save energy.